

Name: \_\_\_\_\_

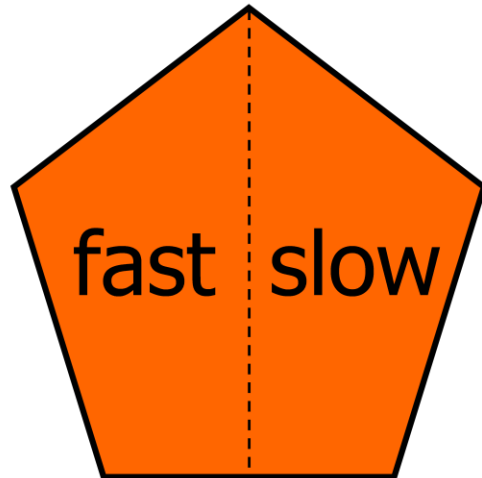

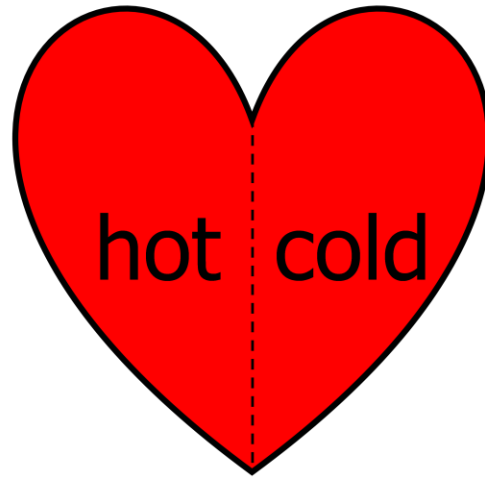
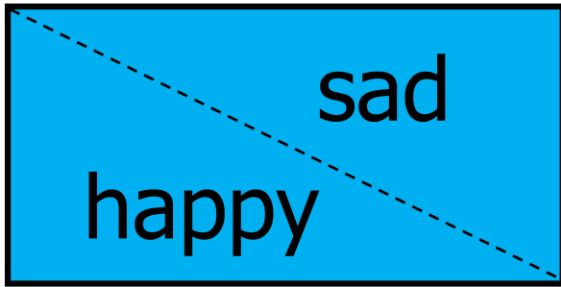
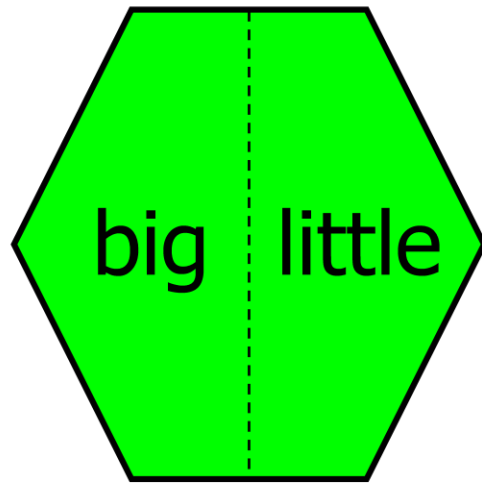
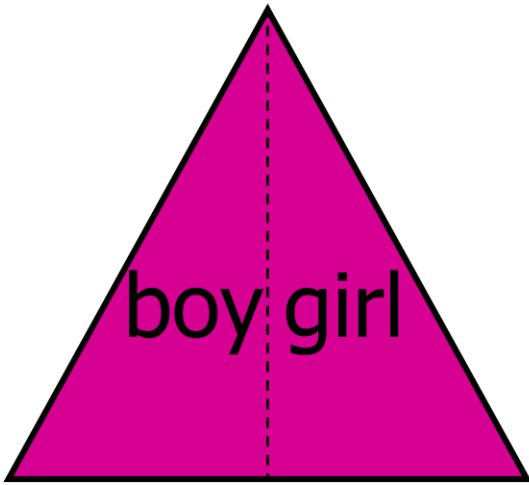
# Antonyms

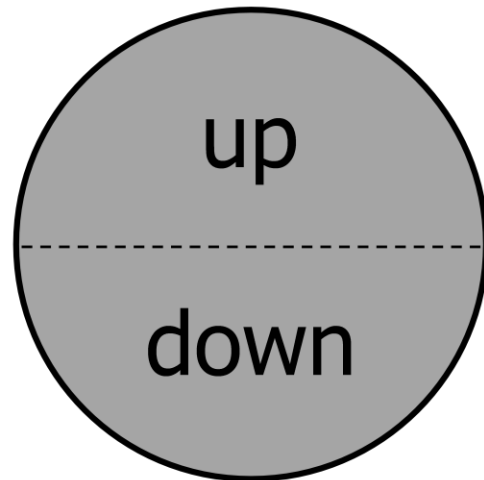
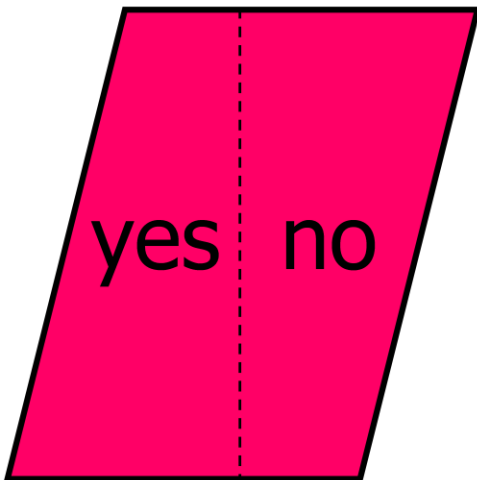

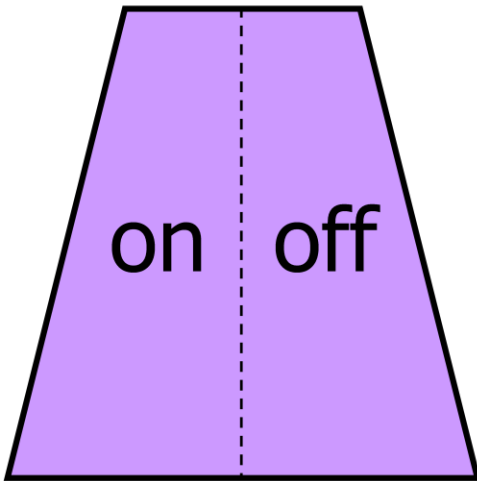
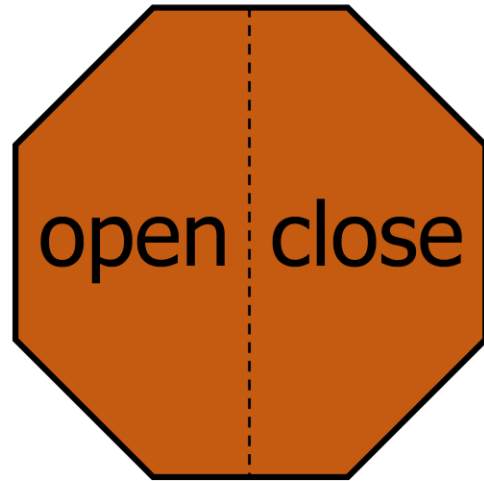

An **antonym** is a word that means the opposite of another word (e.g., *hard* and *easy*).

**Directions:** Put the shape puzzles together on a magnetic board. The word written on one half of each puzzle is the antonym of the word written on the other half. Write the antonym of each word in the space provided.

big	_____	on	_____
boy	_____	open	_____
happy	_____	right	_____
hot	_____	up	_____
fast	_____	wet	_____
first	_____	yes	_____

**Teacher:** Reproduce the shape puzzles from the next two pages on cardstock. (Colored versions of the puzzles are available on the "Free Teaching Materials" page of the Habakkuk Educational Materials website. You may want to laminate the puzzles before cutting them out. Attach a piece of magnetic tape to the back of each half of a shape.





Name: \_\_\_\_\_

# Synonyms

A **synonym** is a word that is close in meaning to another word (e.g., *hard* and *difficult*).

**Directions:** Put the shape puzzles together on a magnetic board. The word written on one half of each puzzle is a synonym of the word written on the other half. Write the synonym of each word in the space provided.

also

\_\_\_\_\_

kid

\_\_\_\_\_

big

\_\_\_\_\_

kind

\_\_\_\_\_

fast

\_\_\_\_\_

lady

\_\_\_\_\_

find

\_\_\_\_\_

little

\_\_\_\_\_

home

\_\_\_\_\_

shout

\_\_\_\_\_

hurry

\_\_\_\_\_

start

\_\_\_\_\_

---

**Teacher:** Reproduce the shape puzzles from the next two pages on cardstock. (Colored versions of the puzzles are available on the "Free Teaching Materials" page of the Habakkuk Educational Materials website. You may want to laminate the puzzles before cutting them out. Attach a piece of magnetic tape to the back of each half of a shape.

